







**Fitting individual components for the suction device.
Anbau der einzelnen Komponenten für die Absauganlage.**



Mount the support for the waste container 1.
Halter für Abfallbehälter 1 anbringen.





Mount the support for the vacuum generator 2.
Plug in the hoses and secure them using the collars.
Halter für Vakuumerzeuger 2 anbringen.
Schläuche einstecken und mit den Schellen befestigen.






Assemble the nozzle (see picture)
Absaugtülle montieren (siehe Abbildung)



Exchange the bottom linkage against the new pedal linkage 4. The upper linkage (orig.) remains unchanged.
Unteres Gestänge gegen das neue Pedalgestänge 4 austauschen, montieren.
Oberes Gestänge (Original) bleibt erhalten.

Mount the distributor block 5 and connect the pneumatic hoses.
Verteilerklotz 5 und die Pneumatikschläuche anbringen.




Anschluß an Ventil 6
Connect to valve 6

6

Anschluß zum Vakuumerzeuger

Connect to the vacuum generator



5

4

