



## 5622/5626

Double-chain stitch  
special sewing machine  
(INLINE)

# 5622/5626\*







Perfect seams with INLINE technology

The 5622 / 5626 (INLINE technology) targets the automotive interior segments and will set new standards for highly decorative multi-needle top-stitch work. Without doubt, chain-stitch offers advantages that e.g. manufacturers of automotive interiors have recognized.

The machines produce a perfect seam pattern with identical stitches from the right and left needle. This is especially important on highly visible and decorative seams on dash boards and interior door panels. Machines in class 5626 can also be configured with seam center guide (-63/01).


The inline technology on the machines allows up to 10 needles with a maximum gauge of 60 mm. The machines or machine heads are ideal for use on a automatic unit. They are extremely robust - the chain stitch technology eliminates the need to change bobbins (no downtime).

The machines are available as standard as 2-, 3-, and 4-needle sewing machines in various needle gauges and needle sizes:

Version	Subclass							Areas of application
	basic machine (-650/01) without sewing equipment	bottom feed and needle feed	bottom feed, needle feed and alternating top feed	automatic presser foot lift	automatic tension release	max. stitch length	Clearance under the sewing foot	
<b>5622 Eco x</b>	5622 990001	●		●	●	6 mm	11 mm	jeans, work wear, sports wear, leisure wear, curtains, tents, awings
<b>5626 Eco x *</b>	5626 990001		●	●	●	6 mm	11 mm	automotive interior (dashboards, side covers), airbags, home upholstery

→ Configurable with 2-, 3-, and 4-needle sewing equipments in various needle gauges and needle sizes.

\* SO request only



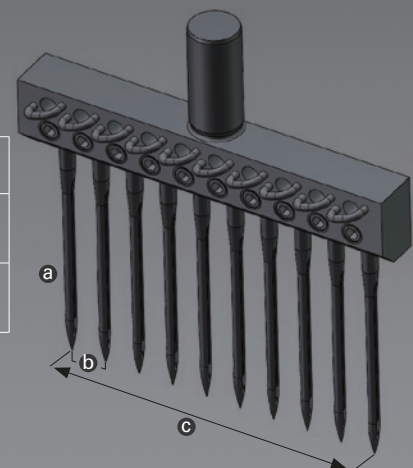
# 5622/5626\*

Perfect seams with INLINE technology

## Features:

- Very high stitch quality for top stitching- and decorative seams in visible areas
- The loopers are parallel located and move in sewing direction (Inline)
- Precise and even stitch setting on all materials
- Simple threading, owing to swing-out loopers. All threading points are accessible from the front of the machine.
- Automatic presser foot lift (pneumatically controlled) with tension release
- Can be equipped with up to 10 needles next to each other
- Other needle gauges and seam constructions are possible by conversion:
  - largest gauge between outermost needles 60 mm
  - smallest gauge between two needles 4.8 mm
- By exchanging attachments or part sets the machine can be adapted to suit individual needs
- The construction is suitable for table height (free-arm) and standing (flatbed) installation
- Puller to support the feed of the material (Option)
- Pneumatically controlled seam center guide -63/01 for exact decorative seams (option)
- Long-arm version (700 mm arm clearance) available

<b>a</b>	Number of needles:	2 - 10 needle (2-, 3-, 4-needle = standard sewing equipment)
<b>b</b>	Needle gauges:	4.8 mm - 34 mm (= standard sewing equipment) --> depending on version and needle size
<b>c</b>	Sewing width (max.):	60 mm



\* SO request only



## Machine types

Depending on the customer's requirements, the following machine set-ups are possible:

Flatbed version  
with standard table plate




Free-arm version with standard  
table plate or with optional shortened  
table plate (according picture)



# 5622/5626\*

Perfect seams with INLINE technology

## Versions/Applications:



### **5626**

Two-needle top-stitching operations, e.g. on seat plates or dashboards



### **5622 / 5626**

2- or 4-needle top-stitching operations on jeans trousers



### **5626**


Two-needle assembly seams on voluminous fabrics, e.g. big bags



\* SO request only

**5626**

3-needle operations with 4,8 mm needle gauge,  
e.g. leather or airbag applications




**5626 long arm**

10-needle operations on light transport belt fabric as  
well as tire cord fabric and dipped liner



**5622/5626**

sewing head/s used on a automatic unit  
(Special: 1x sewing forward and 1x sewing backward)



**DÜRKOPP ADLER GMBH**

Potsdamer Straße 190  
33719 Bielefeld  
GERMANY  
Phone +49 (0) 521 / 925-00  
E-mail [marketing@duerkopp-adler.com](mailto:marketing@duerkopp-adler.com)  
[www.duerkopp-adler.com](http://www.duerkopp-adler.com)

## Specifications:

**Stitch type:**

401 (double-chain stitch)

**Sewing speed (max.):**

5622: 4,200/min.

5626: 3,600/min.

(depending on needle gauge and material)

**Stitch length (max.):**

6.0 mm

**Needle gauge:**

4.8 - 60 mm

**Clearance under sewing foot:**

11mm

**Top-feed stroke (only 5626):**

7 mm

**Needle system:**

62-57 (short needle)

62-59 (long needle)

**Needle size:**

80 - 140 NM

(depending on sewing equipment)